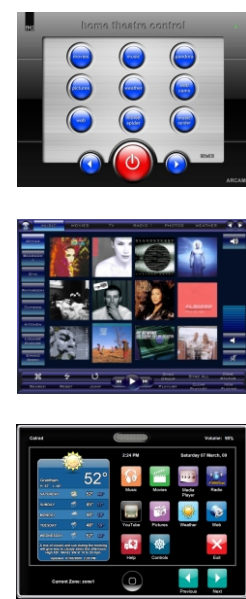


For further information on xLobby and xLobby Hardware please visit xLobby on the web at: www.xLobby.com

X Lobby V3

What do you want to control today?

Create Great Looking Control Interfaces or select from several prebuilt Skins



Need a custom GUI built for your customer Calrad has services available to create what you want



Powerful Built-in Skin Editor and Event Control Management System



xLobby Setup and Options Menu System

3rd Party 1 or 2 way Control IR, RS232, UDP

- AMX
- Crestron Control 4
- Elan
- HAI
- RTI
- Universal Remote

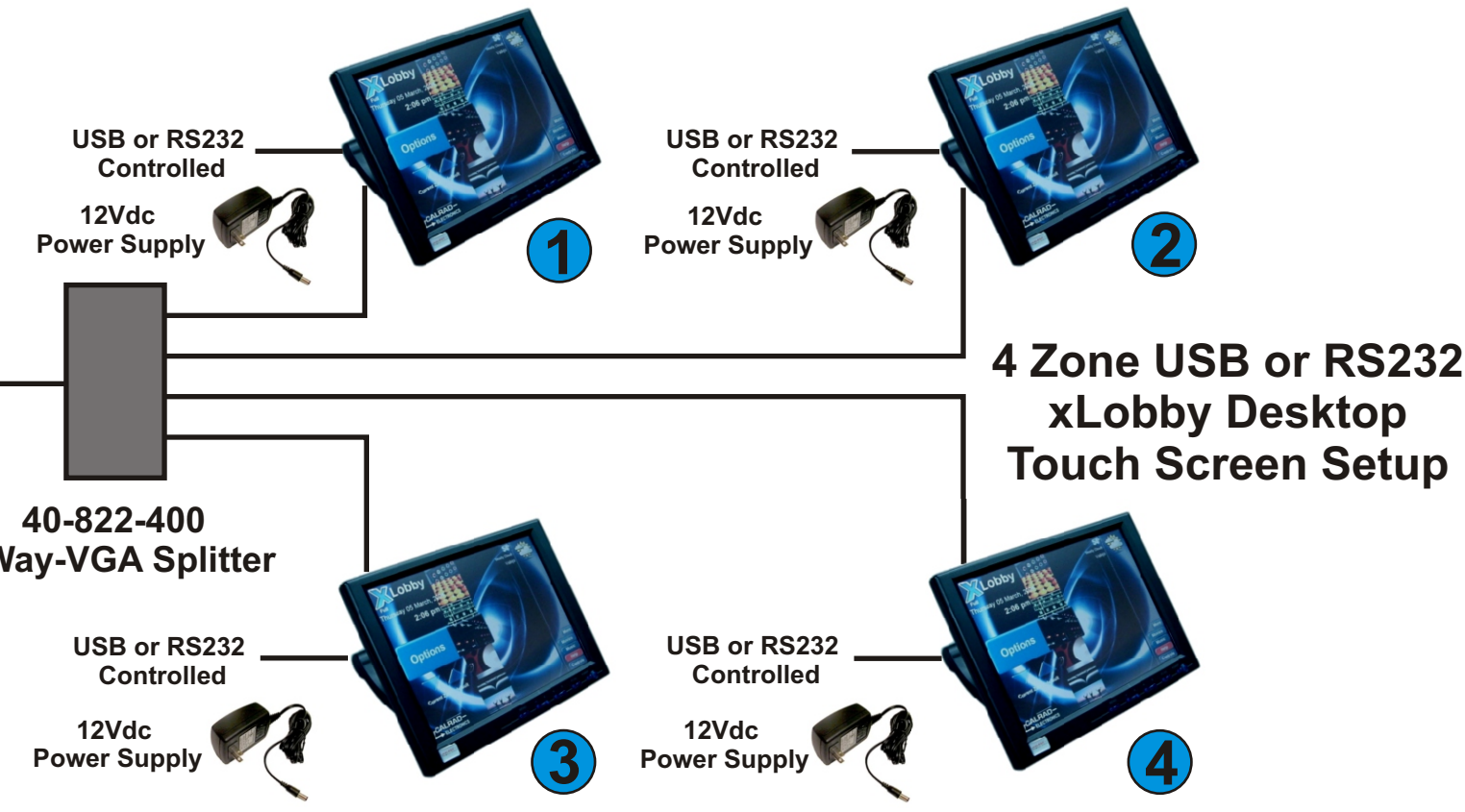
Web-Tablets can control any xLobby on the network using xLobby XNET services.



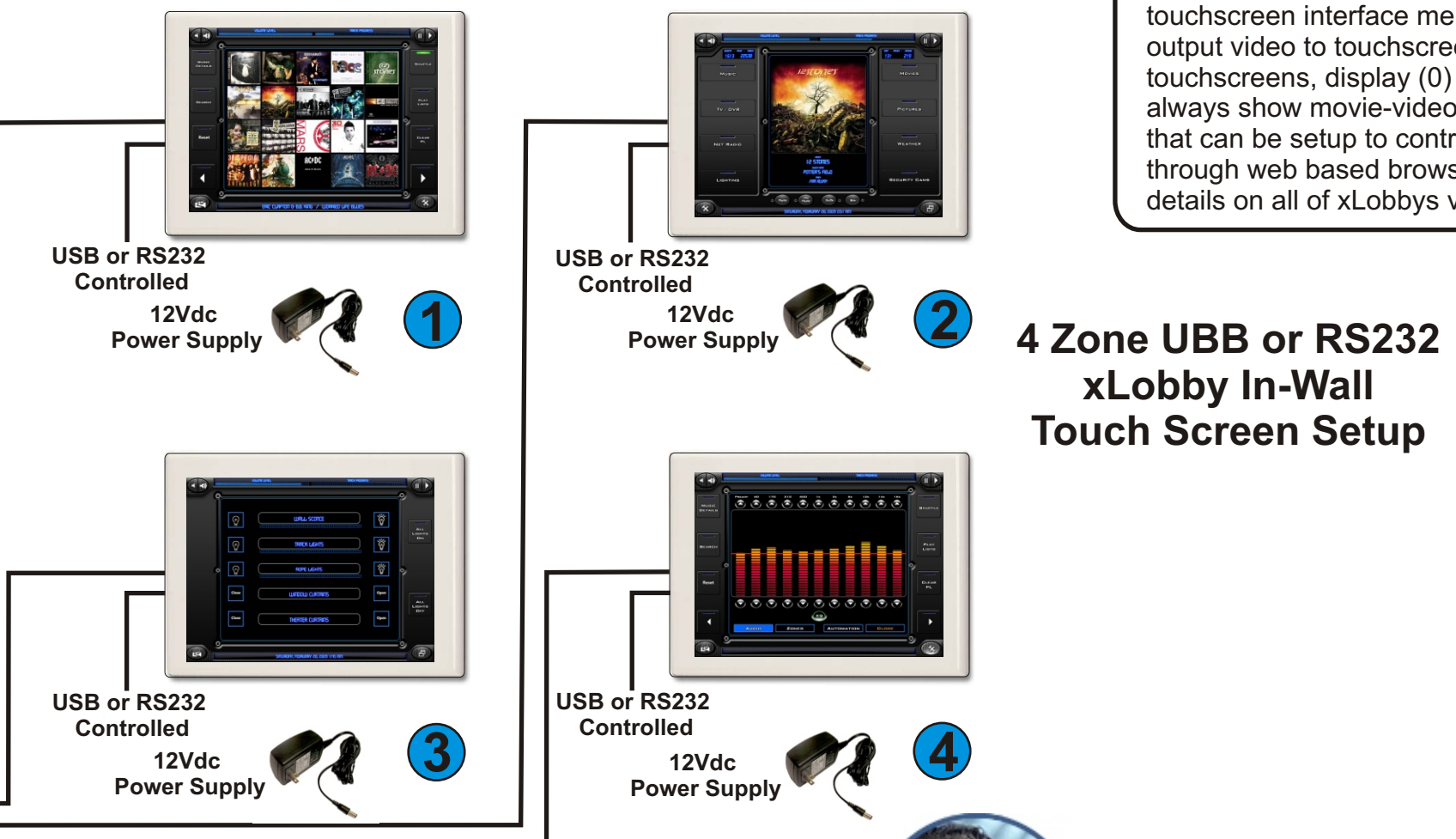
Wi-Fi Web-Tablet

Wireless Access Point

(Mirrored xLobby Control) (Option 1) Parallel Video Outputs



(Independent xLobby Control) (Option 2) Seperate Video Outputs



xLobby touchscreens can be configured for mirrored or independent display setups. 1. Mirrored is VGA video from a single xLobby is split to multiple locations and each touchscreen sees the same thing. 2. Independent display setups run multiple copies of xLobby on the same machine and all touchscreens can operate independent of each other, with this configuration only a single movie can be played while any other touchscreen interface menu can be in a different menu. xLobby can also output video to touchscreens in extended desktop mode so that touchscreens, display (0) always show the controls and the display (1) will always show movie-video content. There are many other configurations that can be setup to control other xLobby machines on a network and through web based browsers. Ask your Calrad sales associate for further details on all of xLobbllys video control features.

xLobby Benefits

1. Open Platform with a skinnable interface.
2. Create any control system using xLobby hardware or 3rd party hardware.
3. Easily expand the system to adapt to any users requirements
4. 1 Year parts & labor warranty
5. Watch different Movies from five locations.
6. Optional 4 Zone audio cards that provide four different music streams.
7. Installer based features and controls not available in other systems.
8. Watch or listen to content from local or network drives.
9. Supports over 40 file format types and content codecs.



xLobby, Client or Server

Part No. 95-1070



xLobby Standard R remote Control

Part No. 95-1073

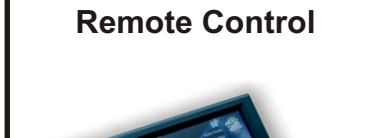


xLobby Universal IR Remote Control

Part No. 95-1074TSR




RF Touchscreen Remote Control



RF Touchscreen Remote Control



RF Touchscreen Remote Control



95-1062 series 10.4 inch Touchscreen Control

USB, RS232, available in Black and White

(Requires xLobby License)



Wi-Fi Web-Tablet



Wireless Access Point

Category	Peripheral	Manufacturer	Protocol
Lighting	Insteon	KNX	Lutron
	Audio	xLobby Multi-Zone	Russound
	Security	GE	ELK
	HVAC	Aprilaire	Insteon
	CCTV	Infinity	Speco
	IP Control	Global Cache	WACI
	Internal IR Control	Zone 1 Rear Panel	Zone 2 Rear Panel
	Sprinkler Control	Insteon	NCD
	Shade Control	Insteon	UPB
	External IP Control	Global Cache	WACI
Dry Contact Relay Control	Global Cache	WACI	
Audio Video Switching	Calrad	Geffen	
Speech Technology	xLobby 2 Way	Bluetooth	


xLobby xController U-Connect is a powerful RS232 service that users can build their own communications driver for virtually any device and make it work almost immediately.

Control Features

1. Send IR over the existing network from any xLobby to another
2. Convert IR to RS232 commands
3. Convert RS232 to IR commands
4. Convert UDP to IR commands
5. Convert IR to UDP commands
6. Lighting switches can act as input devices for Volume or transport controls.
7. Any IR remote can control lighting, Security, HVAC or any service through xLobby
8. Any xLobby service can talk to another service
9. Control any xLobby system remotely on the network
10. Client Server support
11. Web Server allows any device to control the current instance from a web browser.
12. xLobby automatically finds services and resources gaining access is easy and simple.

Installer Remote Log-In Benefits

Support your installers and customers in the field or from your office. Full access to all your xLobby machines over the internet so you can provide technical support or remote training. Design GUIs and setup xLobby systems remotely.



xLobby Installer Support



xLobby Paid Support

Live Telephone or xLobby Remote Log-In Support. We can assist customers or end users with out warranty issues and advanced support.



xLobby Basic Support

Live Telephone or xLobby Remote Log-In Support. We can assist customers or end users with in-warranty issues.

Support Features

1. Modify xLobby system settings
2. Modify xLobbllys Interface
3. Update xLobby Software
4. Provide Installer and Customer training
5. Build GUI interfaces, learn IR codes offsite and upload them to customers xLobby machines (Optional IR Dongle required)
6. xLobby program structure is secure and runs from a single folder making it easy to backup and restore if needed.
7. Work on several xLobby machines at the same time.
8. Setup and configure xLobby network settings and any other IP based hardware.

xLobby Clients

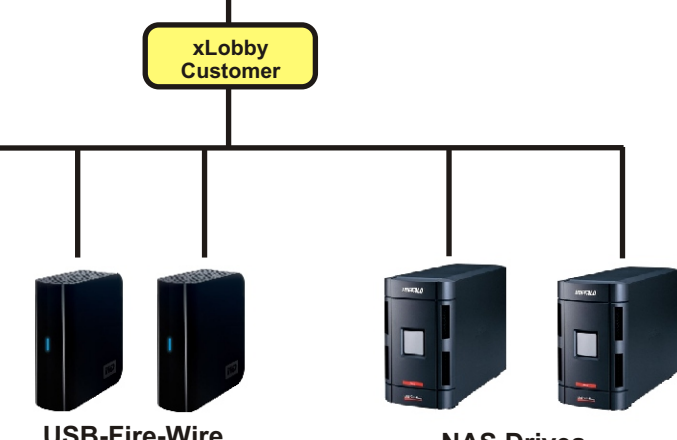


xLobby Mini Clients



Internet Support

Over the Internet support provides screen for screen assistance, so xLobby support staff can assist customers directly with technical issues



Use external USB or Fire-Wire drives with any xLobby system. Move them from one xLobby installation to another. All meta data and relevant bookmarking for content travels with each media folder. Unplug the drive and load content offsite and return the drive to the system, now with all the content that was loaded will be available to the xLobby system.

Use (NAS) Network Attached Storage drives with any xLobby system. These systems are easy to implement and offer unlimited amounts of storage accessible over your local network. These types of systems offer raid 0,1,5 type configurations to protect against data loss. These drives can be anywhere on your local network which provides users with lots of flexibility. Unplug any (NAS) drive and load content offsite and then return the drive to the system, now with all the content that was loaded will be available to all xLobby systems on the network.

Interface Accessories



xLobby Skins by:
Andy Grooby & Baddabing & Marbles